



PRODUCT SUMMARY



Compact, Light and Powerful

VFM-056W/WP is a state-of-the-art viewfinder monitor specially designed for HDSLR and small camcorder shooters. Utilizing 5.6" LCD panel with high resolution of 1280x800, wide viewing angle of 170 degrees and luminance of 300cd/m², VFM-056W guarantees the best usability for indoor and outdoor shooting with HDSLR cameras. And its revolutionary ergonomic design with light solid magnesium case achieves the highest efficiency of ventilation.

Best solution for HDSLR cameras

VFM-056W/WP has mounting holes on top, bottom, right and left for most convenient mounting on or near the camera.



VFM-056W/WP has outstanding picture quality with bright and clear screen, and wide viewing angle. TVLogic also provides various optional accessories including Sun-Hood,, Acrylic Protector Screen and Battery Brackets that fulfill the needs of professional shooters using HDSLR and Camcorders.


Various Input Signals

VFM-056W/WP supports various video input signals through SD/HD/3G-SDI, HDMI, Component Video and S-Video input terminals. And it is compatible with all major broadcasting formats of NTSC, PAL and SECAM. (3G-SDI is supported by VFM-056WP only)

USER ORIENTED

Focus Assist (=Peaking Filter)

FOCUS ASSIST function helps the shooter to easily find out the exact area in the picture with good focus, simply by adding colors on the shape or boundaries of the object in the picture.



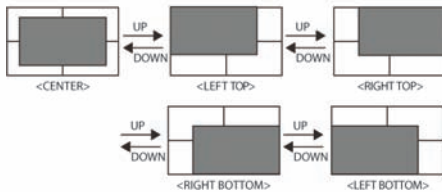
Scan Mode

VFM-056W/WP features various scan modes ; Zero Scan, Over-Scan, Pixel to Pixel, User Aspect

Pixel to Pixel Mode

1 : 1 pixel mode displays the original image resolution without scaling to match a certain resolution or an aspect ratio.

• Positions in HD Signal 1080i/1080p mode



DSLR Scale

Some HDSLR cameras do not output picture with exact screen ratio of 16 : 9. VFM-056WP covers this problem by scaling the output resolution to fit the VFM-056WP's native panel resolution of 1280x800.



HDMI Audio Level Meter

2 channels of HDMI embedded audio can be displayed on the screen.

VFM-056WP

(All base model features plus)

HDMI to SDI Through-out

Video stream coming from HDMI connector can be delivered(transmitted) to SDI-OUT connector. This function will greatly help the camera crews to communicate watching the same video with 2 monitors. The video format of SDI-OUT is 1280x720 / 59.94p.

Luma(Y') Zone Check

VFM-056WP analyzes the input Y' signal and displays the selected level with designated colors for the shooters to decide the optimum exposure level.




Waveform / Vectorscope

Waveform : Displays the Luma(Y') and Chroma(Cb/Cr) components of the input video signal as a form of waves. Vectorscope : Displays the Chroma(Cb/Cr) components of the input video signal onto the YCbCr vector plain.



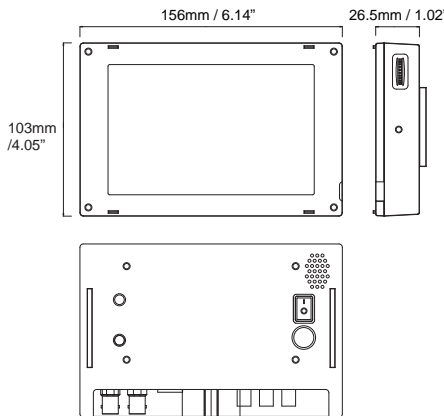
RANGE ERROR

VFM-056WP can analyzes the Luma(Y') and Chroma(Cb/Cr) components of the input video signal and warn the user with blinking pixels, where the video signal is over the maximum or under the minimum of the designated range. This helps the user to optimize the exposure condition of the camera.



Main body Dimensions

- Weight : 300g



Specifications

LCD	
Size	5.6"
Resolution	1280x 800 (16:10)
Pixel Pitch	0.0945(H) x 0.0945(W) mm
Color Depth	16.7M (6bit + Dithering)
Viewing Angle	H : 170° / V : 170°
Luminance of white	300 cd/m ² (Center)
Contrast	500 : 1
Display Area	120(H) x 75(V)mm
Input	
3 x RCA	Analog Input
1 x BNC	1 x 3G-SDI Channel Input
1 x HDMI	HDMI Input
Output	
1x BNC	SDI Channel (Loop Through Out)
Input Signal	
Analog	Composite / S-Video / Component
3G-SDI	2.970Gbps
HD-SDI	1.485Gbps
SD-SDI	270Mbps
HDMI	480i/480p/720p/1080i/1080p & VESA/IBM Modes
Analog Input Spec	
Composite	1.0Vpp (With Sync)
S-Video	1.0Vpp (Y With Sync), 0.286Vpp(C)
Component	1.0Vpp (Y With Sync), 0.7Vpp (Pb,Pr)
SDI Input Signal Formats	
SMPTE-425M-A/B	1080p(60/59.94/50/30/29.97/25/24/23.98/30sF/29.97sF/25sF/24sF/23.98sF) 1080i (60/59.94/50)
SMPTE-274M	1080i (60/59.94/50) 1080p (30/29.97/25/24/24sF/23.98/23.98sF)
SMPTE-296M	720p (60/59.94/50)
SMPTE-260M	1035i (60/59.94)
SMPTE-125M	480i (59.94)
ITU-R BT.656	576i (50)
Audio In	
Embedded Audio	
Audio Out	
Analog Stereo (Phone Jack). Internal Speaker (Mixed Mono)	
Power	
DC 6V~18V	
Power Consumption (Approx.)	
9Watts(Max)	
Operating Temperature	
0°C to 50°C	
Storage Temperature	
-20°C to 60°C (-4°F to 140°F)	
Basic Accessory	
DC Power Adapter, BNC Connector(angle type), Camera Mount, AC power cord	
Optional Accessory	
Carrying Bag/Sun-Hood/Battery Mount/Camera Mount/External Acrylic Filter/Tripod Ball Head/Battery mount	

* Specifications above may be updated without prior notice.

Model Comparison

Features	VFM-056W	VFM-056WP
Optional Battery Bracket	○	○
DSLR Scale	○	○
Focus Assist	○	○
Markers	○	○
3G-SDI	X	○
Waveform/Vector	X	○
Range Error	X	○
Y Level Check	X	○
HDMI loop through out via HD-SDI out connector	X	○

Optional Accessory



Contact TVLogic :

www.tvlogic.tv / www.tvlogic.co.kr
 12F ACE HIGH-END 8, 345-4, Gasan-Dong,
 Guemchun-Gu, Seoul, 153-782, Korea
 Tel : +82-70-8668-6611
 Fax : +82-2-6123-3202
 E-mail : sales@tvlogic.co.kr